

DTC	Normal	Source Voltage Drop
------------	---------------	----------------------------

CIRCUIT DESCRIPTION

The SRS is equipped with a voltage-increase circuit (DC-DC converter) in the airbag sensor assembly in case the source voltage drops.

When the battery voltage drops, the voltage-increase circuit (DC-DC converter) functions to increase the voltage of the SRS to normal voltage.

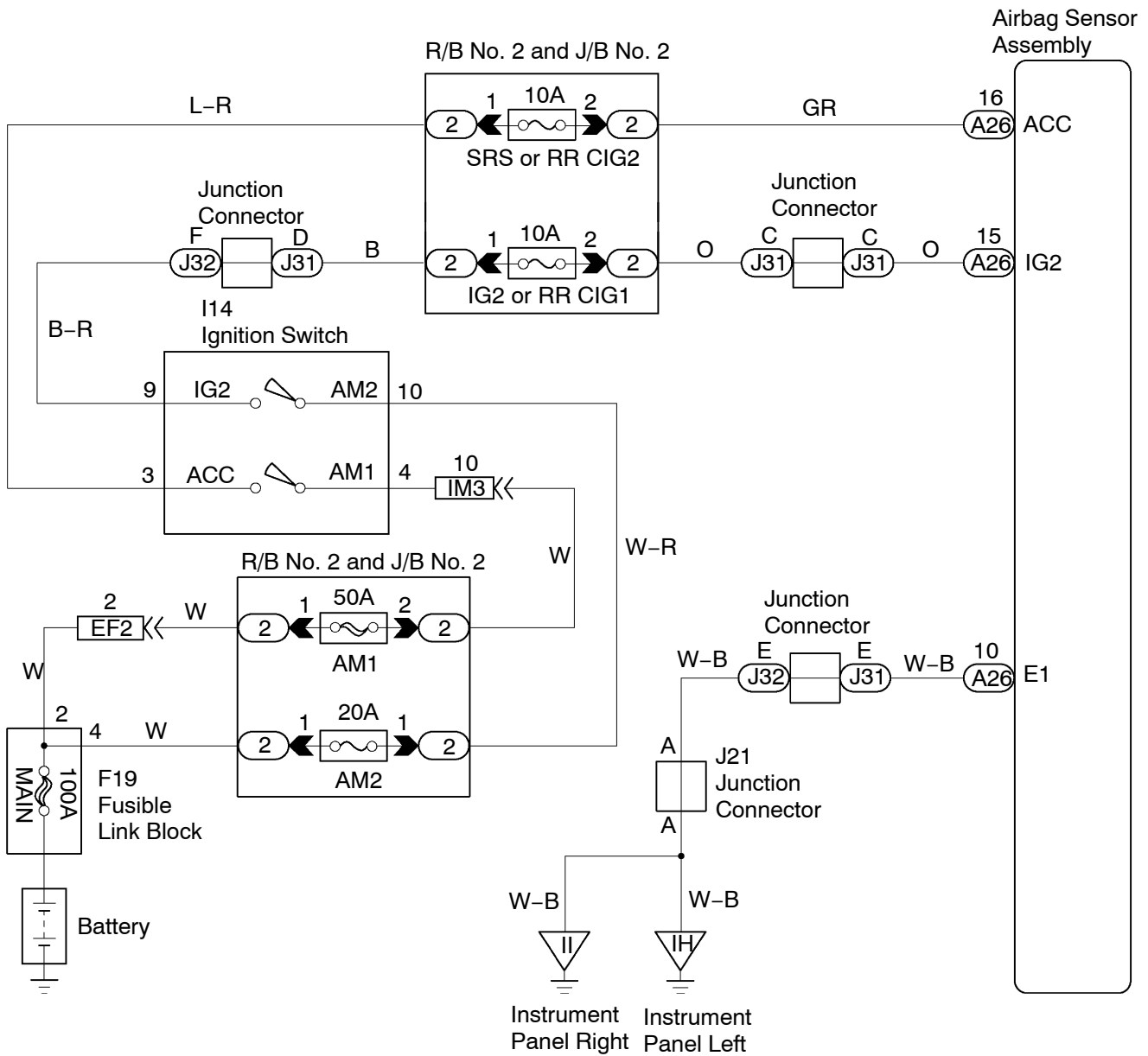
The diagnosis system malfunction display for this circuit is different from other circuits that is when the SRS warning light remains lit up and the DTC is a normal code, source voltage drop is indicated.

Malfunction in this circuit is not recorded in the airbag sensor assembly, and the source voltage returns to normal, the SRS warning light automatically goes off.

DTC No.	Diagnosis
(Normal)	Source voltage drop

WIRING DIAGRAM

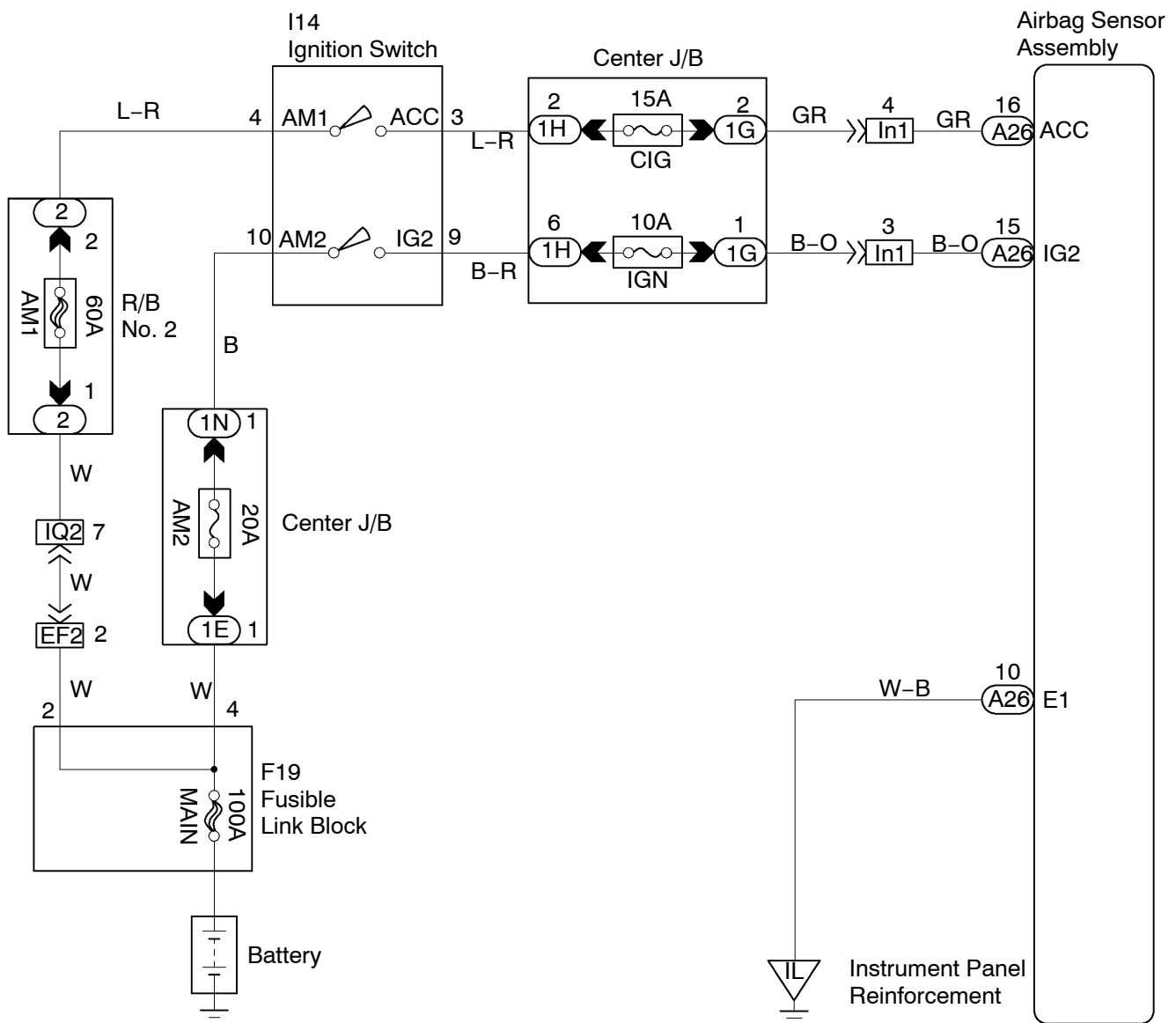
LHD:



Y

H09701

RHD:

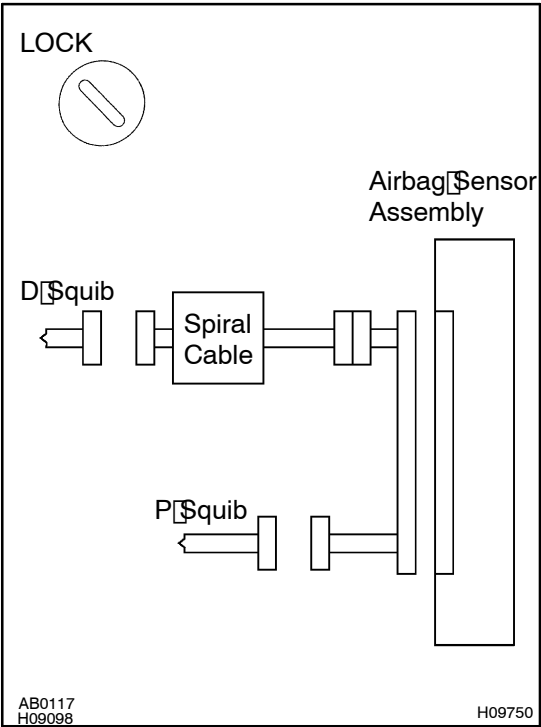


Y

H09702

INSPECTION PROCEDURE

1	Prepare for inspection.
---	-------------------------

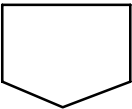


PREPARATION:

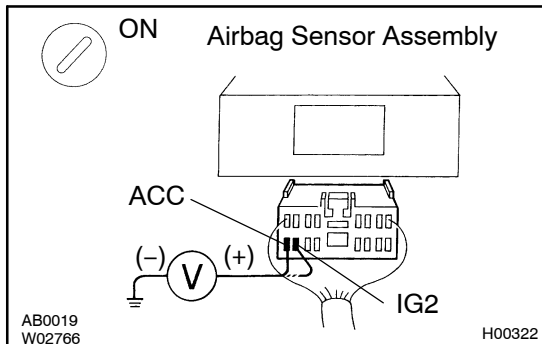
- Disconnect negative (-) terminal cable from the battery, and wait at least for 90 seconds.
- Remove the steering wheel pad.
(See page RS-9)
- Disconnect the connector of the front passenger airbag assembly.
(See page RS-23)
- Disconnect the connector of the airbag sensor assembly.
(See page RS-34)

CAUTION:

Store the steering wheel pad with the front surface facing upward.



2 Check source voltage.



PREPARATION:

- Connect negative (-) terminal cable to the battery.
- Turn ignition switch ON.

CHECK:

When operating the electric system, check the voltage at IG2 or ACC.

OK:

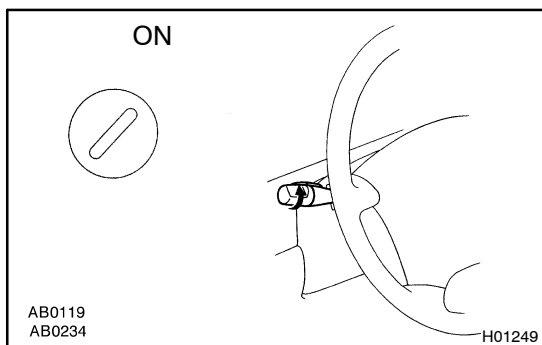
Voltage: 10 - 14 V

NG

Check harness between battery and airbag sensor assembly, and check battery and charging system.

OK

3 Does SRS warning light turn OFF?



PREPARATION:

- Turn ignition switch to LOCK.
- Connect the steering wheel pad connector.
- Connect the front passenger airbag assembly connector.
- Connect the airbag sensor assembly connector.
- Turn ignition switch ON.
- Check that the SRS warning light goes off 6 secs. After ignition switch was turned ON.

CHECK:

Check that the SRS warning light goes off.

NO

Check for DTCs. If a DTC is output, perform troubleshooting for the DTC. If a normal code is output, replace airbag sensor assembly.

YES

From the results of the above inspection, the malfunctioning part can now be considered normal. To make sure of this, use the simulation method to check.